



ISO Certified 9001:2015
MSME Registered

EXCEL™

Powered by Prisma Batteries



LIVES LONGER.

EXCEL™

**BATTERY THAT
LIVES LONGER.**



ABOUT EXCEL

EXCEL Batteries is a premium range of battery products offered by Prisma Batteries. Established in 1998, EXCEL has earned a leading name in the battery manufacturing industry with a diverse range of Batteries which include Solar, Inverter, Automotive, and two-wheeler batteries.

With our cutting-edge technology and over 22 years of experience, EXCEL is quite popular in NCR, Punjab, Tamil Nadu, UP, Haryana, Maharashtra and Madhya Pradesh. Our Products hold a strategic competitive edge with our diverse range of Batteries, improved backup, High Resistance and High Cranking Power for Automotive batteries.



VISION & MISSION

Our endeavor is to provide to our customers premium batteries, which are made according to changing customer needs and to manufacture batteries that are reliable, durable and budget-friendly.

EXCEL aims to achieve a dominating position in the Battery Market using state-of-the-art technology, robust innovation, seamless delivery and exceptional after-sales services as its values.

RESPONSIBILITY

At EXCEL, we have a responsibility to deliver products that are reliable and satisfy the highest quality benchmarks. We are an ISO-certified brand for manufacturing Batteries and Battery parts.

At EXCEL, we recognise our responsibility as a global citizen and fulfill our social obligations by maintaining hygienic working conditions, undertaking safety measures during production and ensuring proper waste disposal & management during manufacturing process.



INVERTER SERIES

OVERVIEW


We are working continuously on product modification with latest technology, rigorous developments that reduce Self Discharge and Water loss. This further translates into Minimum Self Discharge.

Use of High Grade Chemicals and Expanders ensures increased BACKUP and a bigger Powerhouse for your Homes.

Available in various capacities to suit various applications like schools offices, Commercial Plants etc.

FEATURES

-  HIGH CORROSION RESISTANCE
-  HIGH QUALITY CARBON
-  PRESSURE DIE CASTING TECHNOLOGY
-  DEEP CYCLE DESIGN
-  MINIMAL WATER TOP-UP
-  HIGH GRADE EXPANDERS



TALL TUBULAR

MODEL	BOX TYPE	CAPACITY (AH)	DIMENSIONS (mm)			WEIGHT (Kg)	WARRANTY (Month)
			Length	Height	Width		
EBIT1000	IT500	100	505	410	200	48	24
EBIT1200	IT500	120	505	410	200	51	24
EBIT1500	IT500	150	505	410	200	56	24
EBIT1800	IT500	180	505	410	200	62	24
EBIT2000	IT500	200	505	410	200	65	24
EBIT2200	IT500	220	505	410	200	67	24
EBIT2500	IT500	250	505	410	200	74	24
EBIT150L	IT500	150	505	410	200	57	36
EBIT180L	IT500	180	505	410	200	63	36
EBIT200L	IT500	200	505	410	200	66	36
EBIT220L	IT500	220	505	410	200	69	36
EBIT250L	IT500	250	505	410	200	75	36
EBIT300L	IT500	300	505	410	200	79	36

SHORT TUBULAR

MODEL	BOX TYPE	CAPACITY (AH)	DIMENSIONS (mm)			WEIGHT (Kg)	WARRANTY (Month)
			Length	Height	Width		
EBST1200	N200 JUMBO	120	520	280	275	50	24
EBST1350	N200 JUMBO	135	520	280	275	54	24
EBST1500	N200 JUMBO	150	520	280	275	57	24
EBST1800	N200 JUMBO	180	520	280	275	60	24

SOLAR SERIES

OVERVIEW

Keeping up with the pace of increasing awareness towards the use of GREEN ENERGY #GREENFUEL, We at Excel Batteries take pride in showcasing ourselves as a responsible citizen with our exclusive range of EXCEL SOLAR TUBULAR BATTERIES.

We have an extensive range of High Quality Solar Batteries that will convert sunlight into energy very efficiently and effectively.

We fulfill our SOCIAL RESPONSIBILITIES by promoting the use of Solar Batteries and Solar Panels and inculcating Solar Energy into our daily lives.


FEATURES

-  QUICK CHARGE
-  HYBRID TECHNOLOGY
-  HIGHER CURRENT OUTPUT @C10
-  INCREASED BACKUP
-  LOW SELF-DISCHARGE
-  THICKER PLATES



SOLAR SERIES

MODEL	BOX TYPE	CAPACITY (AH)	DIMENSIONS (mm)			WARRANTY (Month)
			Length	Height	Width	
EBS200	NS40	20	205	190	170	36
EBS250	NS70	25	257	230	173	36
EBS400	NS100	40	415	230	175	36
EBS750	NS100	75	415	230	175	36
EBS1000	NS100	100	415	230	175	36
EBS1500	IT500	150	505	410	200	36
EBS1800	IT500	180	505	410	200	36
EBS2000	IT500	200	505	410	200	36
EBS2200	IT500	220	505	410	200	36
EBS2500	IT500	250	505	410	200	36



Automatic Grid Casting



Plate Curing Chamber



Radial Grid Design

AUTOMOTIVE SERIES

OVERVIEW

EXCEL's Automotive Batteries provide quick start current to vehicles through their high Cranking Power. They ensure increased current supply to the engine even in freezing winters @(-5 degrees).

The technology used for the manufacturing process is completely different as per the current needs of the vehicles.

EXCEL Batteries ensures maximum power for smooth engine cranking and hassle-free journey.

Powerful Battery range for SMART JOURNEY.

FEATURES

- ⚡ HEAT AND VIBRATION RESISTANT
- ⚡ HIGH GRADE ADDITIVES
- ⚡ PE WITH GLASS MATT TECHNOLOGY
- ⚡ LOW SELF-DISCHARGE
- ⚡ HIGH CRANKING POWER
- ⚡ LONG SHELF LIFE



CAR SERIES

MODEL	BOX TYPE	CAPACITY (AH)	DIMENSIONS (mm)			WARRANTY (Month)
			Length	Height	Width	
EB-A400	NS40	40	205	190	170	18
EB-A650	NS50	65	257	230	173	18
EB-A700	NS70	75	257	230	173	18
EB-A800	NS70	80	257	230	173	18

AUTO SERIES (3-WHEELER)

MODEL	BOX TYPE	CAPACITY (AH)	DIMENSIONS (mm)			WARRANTY (Month)
			Length	Height	Width	
EB-AA35	NS40	35	205	190	170	18
EB-AA60	NS50	60	257	230	173	18



TRUCK SERIES

OVERVIEW

EXCEL Truck Batteries are designed for all Trucks to withstand rough terrains and vibrations when travelling from one place to another.

EXCEL truck batteries are 100% reliable as they are manufactured at state-of-art manufacturing facilities and with high-quality components. It reduces vibrations while travelling on rough roads and bumps.

FEATURES

 SPECIALLY DESIGNED GRIDS

 GLASS MAT

 HIGH CRANKING POWER

 QUICK CHARGE TECHNOLOGY

MODEL	BOX TYPE	CAPACITY (AH)	DIMENSIONS (mm)			WARRANTY (Month)
			Length	Height	Width	
EBATR900	N100	90	415	230	175	18
EBATR1000	N100	100	415	230	175	18
EBATR1200	N120	130	475	250	180	18
EBATR1350	N150	135	485	250	220	18
EBATR1500	N150	150	485	250	220	18
EBATR1650	N200	165	520	245	275	18
EBATR1800	N200	180	520	245	275	18
EBATR2000	N200	200	520	245	275	18



TRACTOR SERIES

OVERVIEW

At EXCEL, we believe in serving those who serve us. Tractors play an indispensable role in agriculture and allied industry and forms the backbone of India's rural economy.

High quality batteries are crucial to a tractor's overall performance and productivity.

EXCEL Tractor Batteries are durable, requires low maintenance, and delivers high performance to your tractors and drives higher productivity and profits.

FEATURES

-  SPECIALLY DESIGNED FOR TRACTORS
-  SUPERIOR CRANKING POWER
-  GLASS MAT SEPERATORS
-  RESISTANCE TO VIBRATION

MODEL	BOX TYPE	CAPACITY (AH)	DIMENSIONS (mm)			WARRANTY (Month)
			Length	Height	Width	
EBAT800	NS70	80	300	215	175	18
EBAT900	N100	90	415	230	175	18
EBAT1000	N100	100	415	230	175	18






E-RIKSHAW SERIES




OVERVIEW

E Rickshaw is the latest addition to public transport enhancing the pollution-free drive and Green Environment.

EXCEL's E rickshaw series provides high mileage and at minimal costs thus lowering the fuel costs.

FEATURES

-  LOW MAINTENANCE
-  INCREASED MILEAGE
-  HIGH CRANKING POWER

-  ADVANCED TECHNOLOGY
-  SPECIALISED DESIGNED PLATES
-  VIBRATION RESISTANT

MODEL	BOX TYPE	CAPACITY (AH)	DIMENSIONS (mm)			WARRANTY (Month)
			Length	Height	Width	
EBFR120	N100	120	415	230	175	6
EBFR140	N100	140	415	230	175	6
EBTR120	N100	120	415	230	175	6
EBTR140	N100 JUMBO	140	415	270	175	9



BIKE SERIES

OVERVIEW

EXCEL Motorcycle Batteries are manufactured with state-of-the-art VRLA TECHNOLOGY and Calcium-Tin Alloy to minimize water-loss. We provide an extensive range of MAINTENANCE FREE Batteries with AGM Technology for longer shelf life.

Also we ensure that No Compromise be made with POWER START. Our team works rigorously to ensure maximum power to your bike and power up your journey!

FEATURES


- ⚡ LOW MAINTENANCE
- ⚡ ADVANCED TECHNOLOGY
- ⚡ INCREASED MILEAGE
- ⚡ SPECIALISED DESIGNED PLATES
- ⚡ HIGH CRANKING POWER
- ⚡ VIBRATION RESISTANT

MODEL	CAPACITY (AH)	DIMENSIONS (mm)			WARRANTY (Month)
		Length	Height	Width	
EX2.5LB	2.5	81	104	77	12
EX4LB	4	114	87	70	25
EX5LB	5	120	130	60	25
EXTZ5	5	114	108	70	25
EX7LB	7	146	130	60	25
EX9LB	9	135	139	86	25
EXTZ9	9	150	108	86	25





We are
ISO Certified 9001:2015
MSME Registered



Excel Batteries is a registered trademark of Prisma batteries.
ISO certification by UK Lab Certification and Testing Ltd.

VISIT www.excelbyprisma.com FOR MORE

Rithala, New Delhi-110085
+91-9999557270 | +91-9999364366
support@excelbyprisma.com